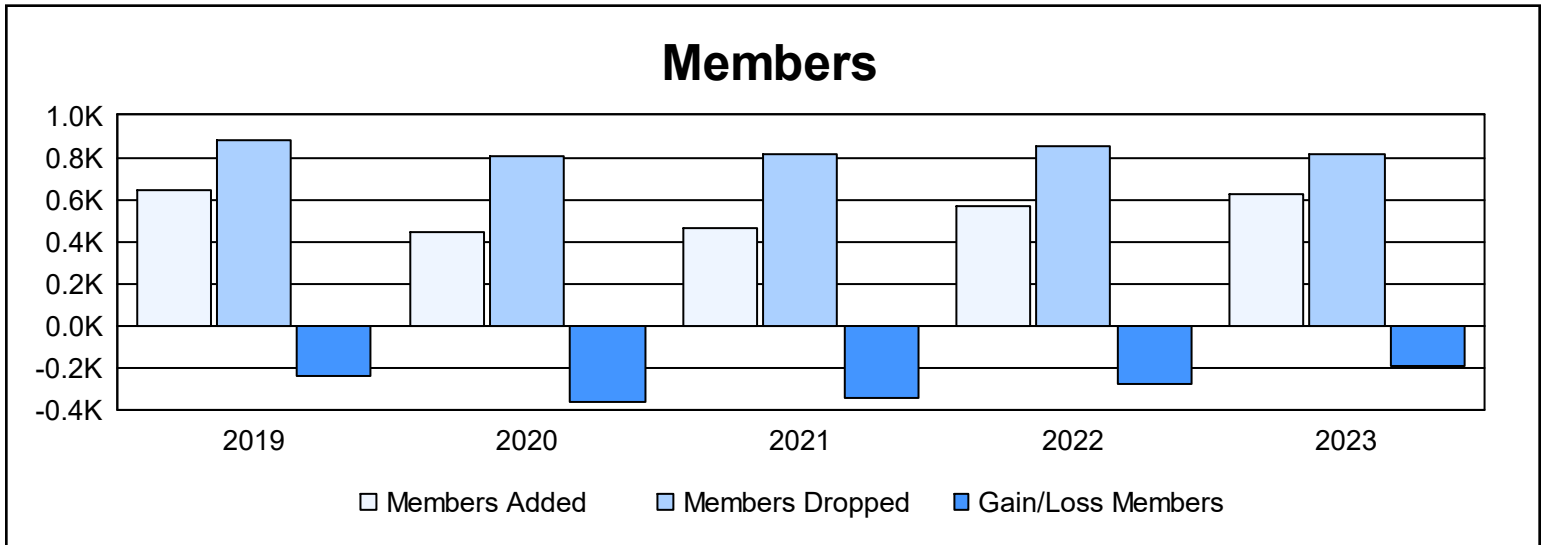
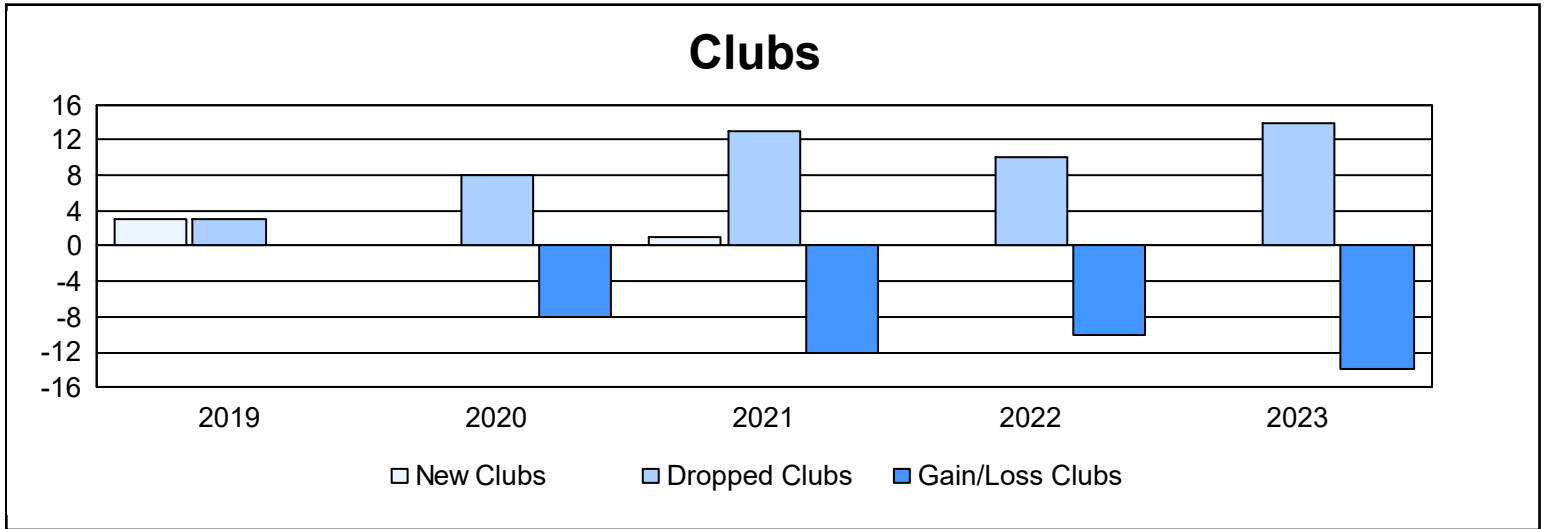
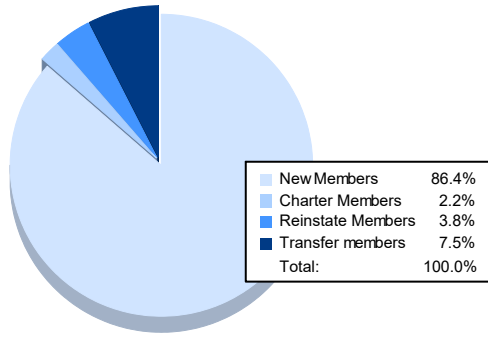


Year	New Clubs	Dropped Clubs	Gain/ Loss Clubs	New Members	Charter Members	Reinstate Members	Transfer Members	Total Member Added	Total Members Dropped	Gain/ Loss Members
2018-2019	3	3	0	496	90	12	42	640	880	-240
2019-2020	0	8	-8	348	16	37	39	440	802	-362
2020-2021	1	13	-12	353	23	26	63	465	812	-347
2021-2022	0	10	-10	471	8	55	33	567	849	-282
2022-2023	0	14	-14	541	14	24	47	626	816	-190
<b>Average</b>	<b>1</b>	<b>10</b>	<b>-9</b>	<b>442</b>	<b>30</b>	<b>31</b>	<b>45</b>	<b>548</b>	<b>832</b>	<b>-284</b>



### Membership Composition June 2023 Cumulative



### Gender Composition June 2023 Cumulative

